



Certificate of Analysis

Sample: DA00429009-001

Harvest/Lot ID: N/A

Seed to Sale #N/A

Batch Date :N/A

Batch#: ICS06-01

Sample Size Received: 10 ml

Retail Product Size: 30 ml

Ordered : 04/20/20

Sampled : 04/20/20

Completed: 05/05/20 Expires: 05/05/21

Sampling Method: SOP Client Method

PASSED

Page 1 of 5

May 05, 2020 | Medline RX

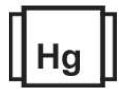
2040 North Loop West, Ste 103, Houston, 77018, Texas



PRODUCT IMAGE SAFETY RESULTS



Pesticides
PASSED



Heavy Metals
PASSED



Microbials
PASSED



Mycotoxins
PASSED



Residuals Solvents
PASSED



Filtration
PASSED



Water Activity
NOT TESTED



Moisture
NOT TESTED



Terpenes
TESTED

MISC.

CANNABINOID RESULTS



Total THC
0.000%

THC/Container :0.000 mg



Total CBD
2.685%

CBD/Container :741.060 mg



Total Cannabinoids
2.685%

Total Cannabinoids/Container :741.060 mg

CBC	CBGA	CBG	THCV	D8-THC	CBDV	CBN	CBDA	CBD	D9-THC	THCA
ND	ND	ND	ND	ND	ND	ND	ND	2.685%	ND	ND
ND	ND	ND	ND	ND	ND	ND	ND	26.850 mg/g	ND	ND
LOD 0.001 %	LOD 0.001 %	LOD 0.001 %	LOD 0.001 %	LOD 0.001 %	LOD 0.001 %	LOD 0.001 %	LOD 0.001 %	LOD 0.0001 %	LOD 0.0001 %	LOD 0.001 %

Filtration PASSED

Analyzed By 584 Weight 1g Extraction date 04/29/20 LOD(ppm) 584 Extracted By 584

Analysis Method -SOP.T.40.013 Batch Date : 04/29/20 13:54:12

Analytical Batch -DA012068FIL Reviewed On - 04/29/20 14:07:04

Instrument Used : Filth/Foreign Material Microscope

This includes but is not limited to hair, insects, feces, packaging contaminants, and manufacturing waste and by-products. An SH-ZB/T Stereo Microscope is used for inspection.

Cannabinoid Profile Test

Analyzed by 1224 Weight 2.7892g Extraction date : 04/29/20 01:04:55 Extracted By : 574

Analysis Method -SOP.T.40.020, SOP.T.30.050 Reviewed On - 04/30/20 14:19:56

Analytical Batch -DA012046POT Instrument Used : DA-LC-003 CBD Batch Date : 04/29/20 10:42:14

Reagent	Dilution	Consums. ID
	400	180111 280670723 914C4-914K 929C6-929H

Full spectrum cannabinoid analysis utilizing High Performance Liquid Chromatography with UV detection (HPLC-UV). (Method: SOP.T.30.050 for sample prep and Shimadzu High Sensitivity Method SOP.T.40.020 for analysis. LOQ for all cannabinoids is 1 mg/L).



Certificate of Analysis

PASSED

Medline RX

2040 North Loop West, Ste 103
Houston, 77018, Texas
Telephone: 832-712-9419
Email: barron@barroncheek.com

Sample : DA00429009-001
Harvest/LOT ID: N/A
Batch# : ICS06-01
Sampled : 04/20/20
Ordered : 04/20/20

Sample Size Received : 10 ml
Completed : 05/05/20 Expires: 05/05/21
Sample Method : SOP Client Method

Page 2 of 5



Terpenes

TESTED

Terpenes	LOD	Units	Result (%)
ALPHA-CEDRENE	0.007	%	ND
ALPHA-HUMULENE	0.007	%	0.098
ALPHA-PINENE	0.007	%	0.054
ALPHA-TERPINENE	0.007	%	ND
BETA-MYRCENE	0.007	%	0.043
BETA-PINENE	0.007	%	0.050
BORNEOL	0.013	%	ND
CAMPHENE	0.007	%	ND
CAMPHOR	0.013	%	ND
CARYOPHYLLENE OXIDE	0.007	%	0.030
CEDROL	0.007	%	ND
ALPHA-BISABOLOL	0.007	%	ND
SABINENE	0.007	%	0.022
SABINENE HYDRATE	0.007	%	ND
TERPINEOL	0.007	%	ND
TERPINOLENE	0.007	%	ND
BETA-CARYOPHYLLENE	0.007	%	1.227
TRANS-NEROLIDOL	0.007	%	ND
VALENCENE	0.007	%	ND
PULEGONE	0.007	%	ND
ALPHA-PHELLANDRENE	0.007	%	ND
OCIMENE	0.007	%	ND
NEROL	0.007	%	ND
LINALOOL	0.007	%	ND
LIMONENE	0.007	%	0.510
GUAJOL	0.007	%	ND
GERANYL ACETATE	0.007	%	ND
GERANIOL	0.007	%	ND
GAMMA-TERPINENE	0.007	%	ND
FENCHONE	0.007	%	ND
FARNESENE	0.007	%	0.119

Terpenes	LOD	Units	Result (%)
EUCALYPTOL	0.007	%	0.236
ISOBORNEOL	0.007	%	ND
HEXAHYDROTHYMOL	0.007	%	1.102
FENCHYL ALCOHOL	0.007	%	ND
3-CARENE	0.007	%	ND
CIS-NEROLIDOL	0.007	%	ND
ISOPULEGOL	0.007	%	ND



Terpenes

TESTED

Analyzed by **1351** Weight **0.9837g** Extraction date **04/29/20 11:04:53** Extracted By **1351**

Analysis Method - **SOP.T.40.090**
Analytical Batch - **DA012032TER** Reviewed On - **05/01/20 10:14:21**
Instrument Used : **DA-GCMS-005**
Batch Date : **04/29/20 08:38:05**

Reagent	Dilution	Consums. ID
030620.05	10	180111
030620.08		280678841
040720.08		
012120.R13		
041020.R25		

Terpenoid profile screening is performed using GC-MS with Liquid Injection (Gas Chromatography - Mass Spectrometer) which can screen 38 terpenes using Method SOP.T.40.091 Terpenoid Analysis Via GC/MS.

Total 3.497



Certificate of Analysis

PASSED

Medline RX

2040 North Loop West, Ste 103
Houston, 77018, Texas
Telephone: 832-712-9419
Email: barron@barroncheek.com

Sample : DA00429009-001

Harvest/LOT ID: N/A

Batch# : ICS06-01

Sampled : 04/20/20

Ordered : 04/20/20

Sample Size Received : 10 ml

Completed : 05/05/20 Expires: 05/05/21

Sample Method : SOP Client Method


Page 3 of 5



Pesticides

PASSED

Pesticides	LOD	Units	Action Level	Result	Pesticides	LOD	Units	Action Level	Result
ABAMECTIN B1A	0.01	ppm	0.3	ND	MYCLOBUTANIL	0.01	ppm	3	ND
ACEPHATE	0.01	ppm	3	ND	NALED	0.025	ppm	0.5	ND
ACEQUINOCYL	0.01	ppm	2	ND	OXAMYL	0.05	ppm	0.5	ND
ACETAMIPRID	0.01	ppm	3	ND	PACLOBUTRAZOL	0.01	ppm	0.1	ND
ALDICARB	0.01	ppm	0.1	ND	PHOSMET	0.01	ppm	0.2	ND
AZOXYSTROBIN	0.01	ppm	3	ND	PIPERONYL BUTOXIDE	0.1	ppm	3	ND
BIFENAZATE	0.01	ppm	3	ND	PRALLETHRIN	0.01	ppm	0.4	ND
BIFENTHRIN	0.01	ppm	0.5	ND	PROPICONAZOLE	0.01	ppm	1	ND
BOSCALID	0.01	PPM	3	ND	PROPOXUR	0.01	ppm	0.1	ND
CARBARYL	0.05	ppm	0.5	ND	PYRETHRINS	0.05	ppm	1	ND
CARBOFURAN	0.01	ppm	0.1	ND	PYRIDABEN	0.02	ppm	3	ND
CHLORANTRANILIPROLE	0.1	ppm	3	ND	SPINETORAM	0.02	PPM	3	ND
CHLORMEQUAT CHLORIDE	0.05	ppm	3	ND	SPIROMESIFEN	0.01	ppm	3	ND
CHLORPYRIFOS	0.01	ppm	0.1	ND	SPIROTETRAMAT	0.01	ppm	3	ND
CLOFENTEZINE	0.02	ppm	0.5	ND	SPIROXAMINE	0.01	ppm	0.1	ND
COUMAPHOS	0.01	ppm	0.1	ND	TEBUCONAZOLE	0.01	ppm	1	ND
DAMINOZIDE	0.01	ppm	0.1	ND	THIACLOPRID	0.01	ppm	0.1	ND
DIAZANON	0.01	ppm	0.2	ND	THIAMETHOXAM	0.05	ppm	1	ND
DICHLORVOS	0.01	ppm	0.1	ND	TOTAL CONTAMINANT LOAD (PESTICIDES)	0	PPM	20	ND
CYPERMETHRIN	0.05	ppm	1	ND	TOTAL PERMETHRIN	0.01	ppm	1	ND
DIMETHOATE	0.01	ppm	0.1	ND	TOTAL SPINOSAD	0.01	ppm	3	ND
DJMETHOMORPH	0.02	ppm	3	ND	TRIFLOXYSTROBIN	0.01	ppm	3	ND
ETHOPROPHOS	0.01	ppm	0.1	ND					
ETOFENPROX	0.01	ppm	0.1	ND					
ETOXAZOLE	0.01	ppm	1.5	ND					
FENHEXAMID	0.01	ppm	3	ND					
FENOXYCARB	0.01	ppm	0.1	ND					
FENPYROXIMATE	0.01	ppm	2	ND					
FIPRONIL	0.01	ppm	0.1	ND					
FLONICAMID	0.01	ppm	2	ND					
FLUDIOXONIL	0.01	ppm	3	ND					
HEXYTHIAZOX	0.01	ppm	2	ND					
IMAZALIL	0.01	ppm	0.1	ND					
IMIDACLOPRID	0.04	ppm	3	ND					
KRESOXIM-METHYL	0.01	ppm	1	ND					
MALATHION	0.02	ppm	2	ND					
METALAXYL	0.01	ppm	3	ND					
METHIOCARB	0.01	ppm	0.1	ND					
METHOMYL	0.01	ppm	0.1	ND					
METHYL PARATHION	0.005	ppm	0.1	ND					
MEVINPHOS	0.01	ppm	0.1	ND					



Pesticides **PASSED**

Analyzed by 585	Weight 1.0736g	Extraction date 04/29/20 12:04:51	Extracted By 585
---------------------------	--------------------------	---	----------------------------

Analysis Method - SOP.T.30.065, SOP.T.40.065, SOP.T.30.065, SOP.T40.070
Analytical Batch - DA012038PES
Instrument Used : DA-LCMS-001_DER (PES)
Batch Date : 04/29/20 09:03:55

Reviewed On- 04/29/20 14:07:04

Reagent	Dilution	Consums. ID
041420.06 042720.014 042720.045 042720.025 111819.093	10	280678841 180111

Pesticide screen is performed using LC-MS which can screen down to below single digit ppb concentrations for regulated Pesticides. Currently we analyze for 67 Pesticides. (Method: SOP.T.30.060 Sample Preparation for Pesticides Analysis via LCMSMS and SOP.T40.065 Procedure for Pesticide Quantification Using LCMS). * Volatile Pesticide screening is performed using GC-MS which can screen down to below single digit ppb concentrations for regulated Pesticides. Analytes marked with an asterisk were tested using GC-MS.





Certificate of Analysis

PASSED

Medline RX

2040 North Loop West, Ste 103
Houston, 77018, Texas
Telephone: 832-712-9419
Email: barron@barroncheek.com

Sample : DA00429009-001
Harvest/LOT ID: N/A
Batch# : ICS06-01
Sampled : 04/20/20
Ordered : 04/20/20

Sample Size Received : 10 ml
Completed : 05/05/20 Expires: 05/05/21
Sample Method : SOP Client Method

Page 4 of 5



Residual Solvents

PASSED



Residual Solvents

PASSED

Solvent	LOD	Units	Action Level (PPM)	Pass/Fail	Result
1,1-DICHLOROETHENE	0.8	ppm	8	PASS	ND
1,2-DICHLOROETHANE	0.2	ppm	2	PASS	ND
2-PROPANOL	50	ppm	500	PASS	ND
ACETONE	75	ppm	750	PASS	ND
ACETONITRILE	6	ppm	60	PASS	ND
BENZENE	0.1	ppm	1	PASS	ND
BUTANES (N-BUTANE)	500	ppm	5000	PASS	ND
CHLOROFORM	0.2	ppm	2	PASS	ND
DICHLOROMETHANE	12.5	ppm	125	PASS	ND
ETHANOL	500	ppm		PASS	ND
ETHYL ACETATE	40	ppm	400	PASS	ND
ETHYL ETHER	50	ppm	500	PASS	ND
ETHYLENE OXIDE	0.5	ppm	5	PASS	ND
HEPTANE	500	ppm	5000	PASS	ND
METHANOL	25	ppm	250	PASS	ND
N-HEXANE	25	ppm	250	PASS	ND
PENTANES (N-PENTANE)	75	ppm	750	PASS	ND
PROPANE	500	ppm	5000	PASS	ND
TOLUENE	15	ppm	150	PASS	ND
TOTAL XYLENES	15	ppm	150	PASS	ND
TRICHLOROETHYLENE	2.5	ppm	25	PASS	ND

Analyzed by 850 **Weight** 0.0282g **Extraction date** 04/29/20 02:04:31 **Extracted By** 850
Analysis Method -SOP.T.40.032 **Reviewed On** - 05/01/20 12:16:56
Analytical Batch -DA012072SOL **Instrument Used** : DA-GCMS-002
Batch Date : 04/29/20 14:43:23

Reagent	Dilution	Consums. ID
	1	

Residual solvents screening is performed using GC-MS which can detect below single digit ppm concentrations. Currently we analyze for 21 Residual solvents. (Method: SOP.T.30.032 Residual Solvents Analysis via GC-MS).



Certificate of Analysis

PASSED

Medline RX

2040 North Loop West, Ste 103
Houston, 77018, Texas
Telephone: 832-712-9419
Email: barron@barroncheek.com

Sample : DA00429009-001
Harvest/LOT ID: N/A
Batch# : ICS06-01
Sampled : 04/20/20
Ordered : 04/20/20

Sample Size Received : 10 ml
Completed : 05/05/20 **Expires:** 05/05/21
Sample Method : SOP Client Method

Page 5 of 5



Mycotoxins
PASSED

Analyte	LOD	Units	Result	Action Level (PPM)
AFLATOXIN G2	0.002	ppm	ND	0.02
AFLATOXIN G1	0.002	ppm	ND	0.02
AFLATOXIN B2	0.002	ppm	ND	0.02
AFLATOXIN B1	0.002	ppm	ND	0.02
OCHRATOXIN A+	0.002	ppm	ND	0.02

Analysis Method -SOP.T.30.065, SOP.T.40.065
Analytical Batch -DA012039 | Reviewed On - 05/04/20 15:23:37
Instrument Used : DA-LCMS-001_DER (MYC)
Batch Date : 04/29/20 09:05:01

Analyzed by 585 **Weight** 1g **Extraction date** 04/29/20 01:04:49 **Extracted By** 585

Aflatoxins B1, B2, G1, G2, and Ochratoxins A testing using LC-MS. (Method: SOP.T.30.065 for Sample Preparation and SOP.T40.065 Procedure for Mycotoxins Quantification Using LCMS. LOQ 1.0 ppb). Aflatoxin B1, B2, G1, and G2 must individually be <20ug/Kg. Ochratoxins must be <20ug/Kg.

Reagent	Consums. ID
022120.67	181019-274
022120.26	SG298A
032720.36	181207119C
022120.41	918C4-918J
013120.363	929C6-929H
022120.232	50AX26219
022120.285	19323
022120.296	23819111
032720.77	
032720.140	
032720.110	
022120.274	
032720.76	

Microbiological testing for Fungal and Bacterial Identification via Polymerase Chain Reaction (PCR) method consisting of sample DNA amplified via tandem Polymerase Chain Reaction (PCR) as a crude lysate which avoids purification. (Method SOP.T.40.043) If a pathogenic Escherichia Coli, Salmonella, Aspergillus fumigatus, Aspergillus flavus, Aspergillus niger, or Aspergillus terreus is detected in 1g of a sample, the sample fails the microbiological-impurity testing.



Heavy Metals
PASSED

Reagent	Reagent	Dilution	Consums. ID
042220.R01	042020.R28	50	106557-04-091619
042820.R12	041320.R01		
030920.01	042720.R36		
042720.R02			
042720.R03			
041320.R03			

Analyte	Result
ASPERGILLUS_FLAVUS	not present in 1 gram.
ASPERGILLUS_FUMIGATUS	not present in 1 gram.
ASPERGILLUS_NIGER	not present in 1 gram.
ASPERGILLUS_TERREUS	not present in 1 gram.
ESCHERICHIA_COLI_SHIGELLA_SPP	not present in 1 gram.
SALMONELLA_SPECIFIC_GENE	not present in 1 gram.

Analysis Method -SOP.T.40.043 / SOP.T.40.045
Analytical Batch -DA012099MIC | Reviewed On - 05/05/20 15:27:05
Instrument Used : PathogenDX PCR_Array Scanner DA-111,PathogenDX PCR_DA-010
Batch Date : 05/01/20 08:47:16

Analyzed by 513 **Weight** 1.0312g **Extraction date** 05/04/20 12:05:07 **Extracted By** 513

Metal	LOD	Unit	Result	Action Level (PPM)
ARSENIC	0.02	PPM	ND	1.5
CADMIUM	0.02	PPM	ND	0.5
LEAD	0.05	PPM	ND	0.5
MERCURY	0.02	PPM	ND	3

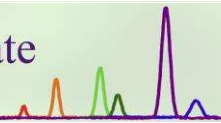
Analyzed by 53 **Weight** 0.2571g **Extraction date** NA **Extracted By** NA

Analysis Method -SOP.T.40.050, SOP.T.30.052
Analytical Batch -DA012037HEA | Reviewed On - 04/30/20 08:25:42
Instrument Used : DA-ICPMS-001
Batch Date : 04/29/20 08:59:43

Reagent	Dilution	Consums. ID
022520.10		4603475C
101619.04		914C4-914AK

Heavy Metals screening is performed using ICP-MS (Inductively Coupled Plasma - Mass Spectrometer) which can screen down to below single digit ppb concentrations for regulated heavy metals using Method SOP.T.30.052 Sample Preparation for Heavy Metals Analysis via ICP-MS and SOP.T.40.050 Heavy Metals Analysis via ICP-MS.





Certificate ID: **78473-371** Received: **2/28/20**
 Client Sample ID: **1oz Oil - 750mg - Iso - Beta Cary Mint**
 Lot Number: **ICS03-01**
 Matrix: **Tincture/Infused Oil - MCT Oil**

Scan QR Code for authenticity



Authorization: Chris Hudalla, Chief Science Officer	Signature: <i>Christopher Hudalla</i>	Date: 3/26/2020
--	--	--------------------



The data contained within this report was collected in accordance with the requirements of ISO/IEC 17025:2017. I attest that the information contained within the report has been reviewed for accuracy and checked against the quality control requirements for each method. These results relate only to the test article listed in this report. Reports may not be reproduced except in their entirety.

HM: Heavy Metal Analysis [WI-10-13]

Analyst: CJS

Test Date: 3/3/2020

This test method was performed in accordance with the requirements of ISO/IEC 17025. These results relate only to the test article listed in this report. Reports may not be reproduced except in their entirety.

78473-HM

Symbol	Metal	Conc. ¹ (µg/kg)	RL	Use Limits ² (µg/kg)		Status
				All	Ingestion	
As	Arsenic	ND	50	200	1500	PASS
Cd	Cadmium	ND	50	200	500	PASS
Hg	Mercury	ND	50	100	1500	PASS
Pb	Lead	ND	50	500	1000	PASS

- 1) ND = None detected to Lowest Limits of Detection (LLD)
- 2) MA Dept. of Public Health: Protocol for MMJ and MIPS, Exhibit 4(a) for all products.
- 3) USP exposure limits based on daily oral dosing of 1g of concentrate for a 110 lb person.

MB1: Microbiological Contaminants [WI-10-09]

Analyst: AEG

Test Date: 3/2/2020

This test method was performed in accordance with the requirements of ISO/IEC 17025. These results relate only to the test article listed in this report. Reports may not be reproduced except in their entirety.

78473-MB1

Symbol	Analysis	Results	Units	Limits*	Status
AC	Total Aerobic Bacterial Count	<100	CFU/g	100,000 CFU/g	PASS
CC	Total Coliform Bacterial Count	<100	CFU/g	1,000 CFU/g	PASS
EB	Total Bile Tolerant Gram Negative Count	<100	CFU/g	1,000 CFU/g	PASS
YM	Total Yeast & Mold	<100	CFU/g	10,000 CFU/g	PASS

Recommended limits established by the American Herbal Pharmacopoeia (AHP) monograph for Cannabis Inflorescence [2013], for consumable botanical products, including processed and unprocessed cannabis materials, and solvent-based extracts. Note: All recorded Microbiological tests are within the established limits.

PST: Pesticide Analysis [WI-10-11]*Analyst: CJR**Test Date: 3/5/2020*

The client sample was analyzed for pesticides using Liquid Chromatography with Mass Spectrometric detection (LC/MS/MS). The method used for sample prep was based on the European method for pesticide analysis (EN 15662).

78473-PST

Analyte	CAS	Result	Units	LLD	Limits (ppb)	Status
Abamectin	71751-41-2	ND	ppb	0.2	300	PASS
Azoxystrobin	131860-33-8	ND	ppb	0.10	40000	PASS
Bifenazate	149877-41-8	ND	ppb	0.10	5000	PASS
Bifenthrin	82657-04-3	ND	ppb	0.20	500	PASS
Cyfluthrin	68359-37-5	ND	ppb	0.50	1000	PASS
Daminozide	1596-84-5	ND	ppb	10.00	10	*
Etoxazole	153233-91-1	ND	ppb	0.10	1500	PASS
Fenoxycarb	72490-01-8	ND	ppb	0.10	10	PASS
Imazalil	35554-44-0	ND	ppb	0.10	10	PASS
Imidacloprid	138261-41-3	ND	ppb	0.10	3000	PASS
Myclobutanil	88671-89-0	ND	ppb	0.10	9000	PASS
Paclobutrazol	76738-62-0	ND	ppb	0.10	10	PASS
Piperonyl butoxide	51-03-6	ND	ppb	0.10	8000	PASS
Pyrethrin	8003-34-7	ND	ppb	0.1	1000	PASS
Spinosad	168316-95-8	ND	ppb	0.1	3000	PASS
Spiromesifen	283594-90-1	ND	ppb	0.10	12000	PASS
Spirotetramat	203313-25-1	ND	ppb	0.10	13000	PASS
Trifloxystrobin	141517-21-7	ND	ppb	0.10	30000	PASS

* Testing limits for ingestion established by the State of California: CCR, Title 16, Division 42, Chapter 5, Section 5313. ND indicates "none detected" above the lower limit of detection (LLD). Analytes marked with (*) indicate analytes for which no recovery was observed for a pre-spiked matrix sample.

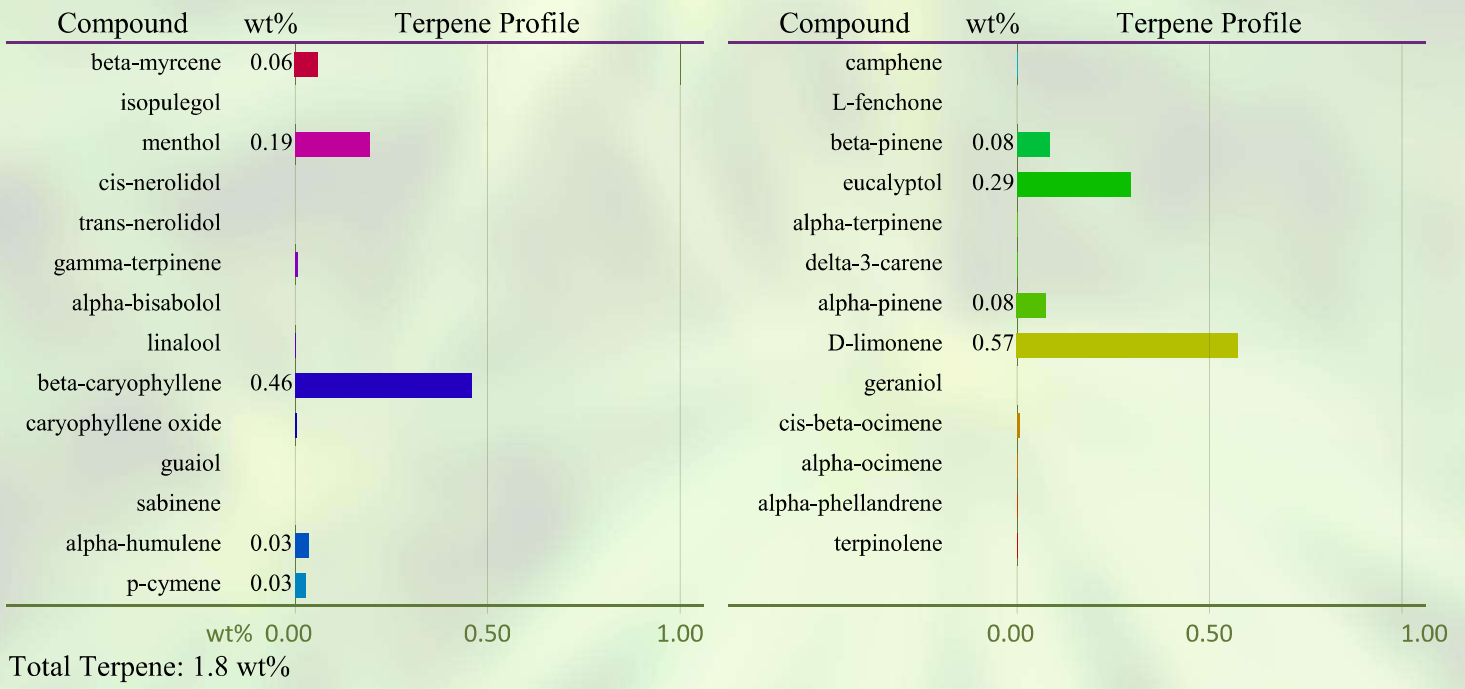
TP: Terpenes Profile [WI-10-27]

Analyst: JR

Test Date: 3/2/2020

The client sample was analyzed by Head-Space Gas Chromatography (HS-GC). The collected data was compared to data collected for certified reference standards at known concentrations. All values are semiquantitative estimates based on recorded peak areas relative to terpene calibration data.

78473-TP



VC: Analysis of Volatile Organic Compounds [WI-10-28]

Analyst: JR

Test Date: 2/28/2020

The client sample was analyzed by Head-Space Gas Chromatography (HS-GC). The collected data was compared to data collected for certified reference standards at known concentrations.

78473-VC

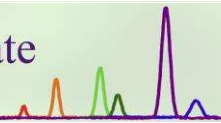
Compound	CAS	Amount ¹	Limit ²	RL	Status
Propane	74-98-6	ND	1,000 ppm	100	PASS
Isobutane	75-28-5	ND	1,000 ppm	100	PASS
Butane	106-97-8	ND	1,000 ppm	100	PASS
Methanol	67-56-1	ND	3,000 ppm	100	PASS
Pentane	109-66-0	ND	5,000 ppm	100	PASS
Ethanol	64-17-5	ND	5,000 ppm	100	*
Acetone	67-64-1	ND	5,000 ppm	100	PASS
Isopropanol	67-63-0	ND	5,000 ppm	100	PASS
Acetonitrile	75-05-8	ND	410 ppm	100	PASS
Hexane	110-54-3	ND	290 ppm	100	PASS
Heptane	142-82-5	ND	5,000 ppm	100	PASS

1) ND = Not detected at a level greater than the Reporting Limit (RL).

2) In ppm, based on USP recommended limits for residual solvents, adopted by the Massachusetts Department of Public Health for cannabis concentrates and extracts on 3/31/16. Butane/Propane limits are based on limits established for state of Colorado.

(*) For ethanol, as many formulations contain flavorings based on ethanol extracts of natural products, no status has been assigned.

END OF REPORT



Certificate ID: **79054-371**

Received: **3/6/20**

Scan QR Code for authenticity

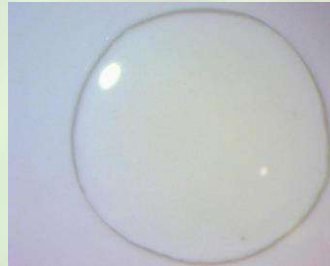


Client Sample ID: **1oz Oil - 750mg - Iso - BetaCary**

Lot Number: **ICS03-01**

Matrix: **Tincture/Infused Oil - Coconut Oil**

Authorization: Chris Hudalla, Chief Science Officer	Signature: <i>Christopher Hudalla</i>	Date: 3/26/2020
--	--	--------------------



The data contained within this report was collected in accordance with the requirements of ISO/IEC17025:2017. I attest that the information contained within the report has been reviewed for accuracy and checked against the quality control requirements for each method. These results relate only to the test article listed in this report. Reports may not be reproduced except in their entirety.

CN: Cannabinoid Profile & Potency [WI-10-17 & WI-10-17-01] Analyst: JDP Test Date: 3/9/2020

The client sample was analyzed for plant-based cannabinoids by Liquid Chromatography (LC). The collected data was compared to data collected for certified reference standards at known concentrations.

79054-CN

ID	Weight %	Concentration (mg/mL)		
D9-THC	ND	ND		
THCV	ND	ND		
CBD	2.48	23.09		
CBDV	ND	ND		
CBG	ND	ND		
CBC	ND	ND		
CBN	ND	ND		
THCA	ND	ND		
CBDA	ND	ND		
CBGA	ND	ND		
D8-THC	ND	ND		
exo-THC	ND	ND		
Total	2.48	23.09	0%	Cannabinoids (wt%) 2.5%
Max THC	ND	ND		
Max CBD	2.48	23.09		

Limit of Quantitation (LOQ) = 0.01 wt%

Max THC (and Max CBD) are calculated values for total cannabinoids after heating, assuming complete decarboxylation of the acid to the neutral form. It is calculated based on the weight loss of the acid group during decarboxylation: Max THC = (0.877 x THCA) + THC. This calculation does not include other cannabinoid isomers (eg. D8-THC and exo-THC). ND = None detected above the limits of detection (LOD), which is half of LOQ.

END OF REPORT